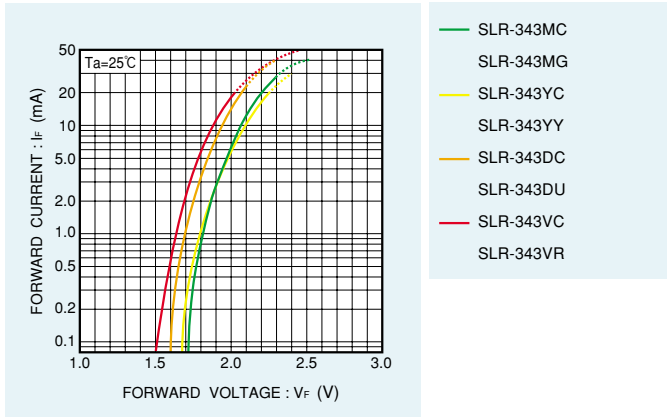
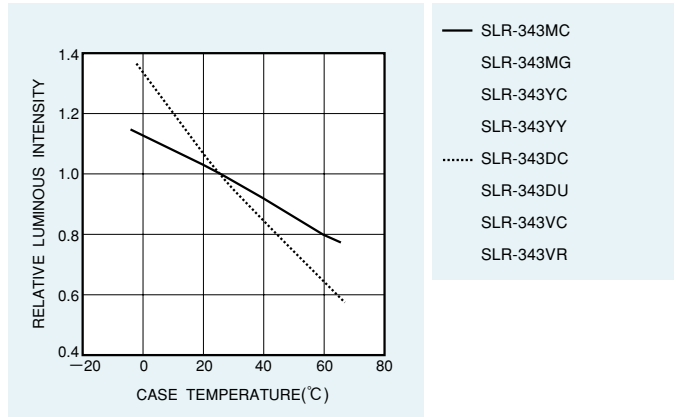


Electrical Characteristic Curves

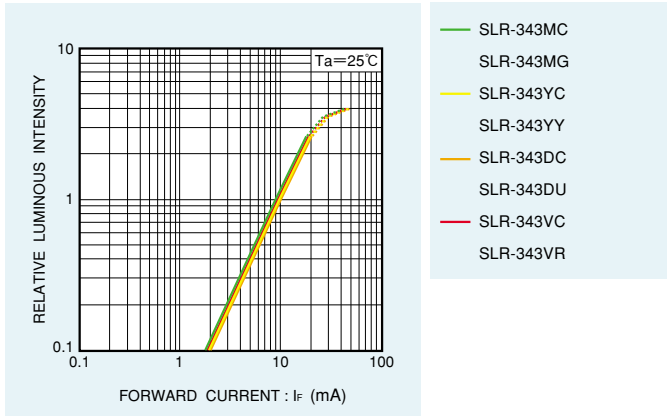
Forward Current - Forward Voltage



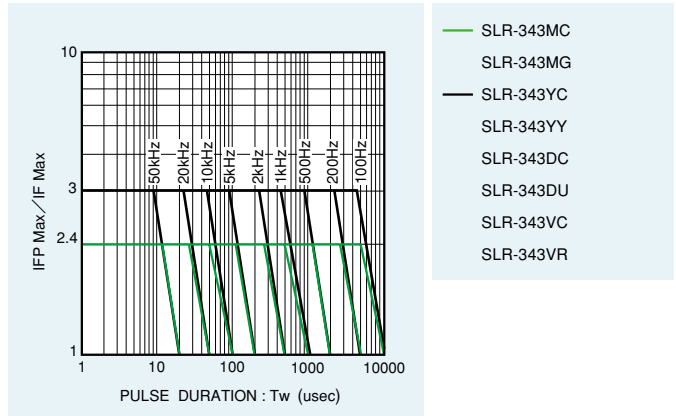
Relative Luminous Intensity - Case Temperature



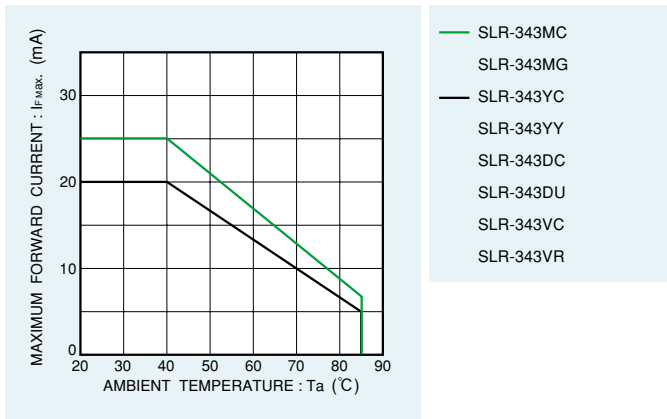
Relative Luminous Intensity - Forward Current



Ratio of Maximum Tolerable Peak Current - Pulse Duration







Derating



Standard Type $\phi 3.1$ Circular Type LED Lamps

SLR-342 Series

Shape	Emitting Surface Dimension (mm)	Green		Yellow		Orange		Red	
		GaP		GaAsP on GaP		GaAsP on GaP		GaAsP on GaP	
		563nm		585nm		610nm		650nm	
Circular Type	$\phi 3.1$								
		SLR-342MC	SLR-342MG	SLR-342YC	SLR-342YY	SLR-342DC	SLR-342DU	SLR-342VC	SLR-342VR

Absolute Maximum Ratings (Ta=25°C)

Part No.	Emitting color	Power dissipation P _D (mW)	Forward current I _F (mA)	Peak forward current I _{FP} (mA)	Reverse voltage V _R (V)	Operating temperature T _{opr} (°C)	Storage temperature T _{stg} (°C)
SLR-342MC	Green	75	25	60	3	-25 to +85	-30 to +100
SLR-342MG							
SLR-342YC	Yellow	60	20	60	3	-25 to +85	-30 to +100
SLR-342YY							
SLR-342DC	Orange	60	20	60	3	-25 to +85	-30 to +100
SLR-342DU							
SLR-342VC	Red	60	20	60	3	-25 to +85	-30 to +100
SLR-342VR							

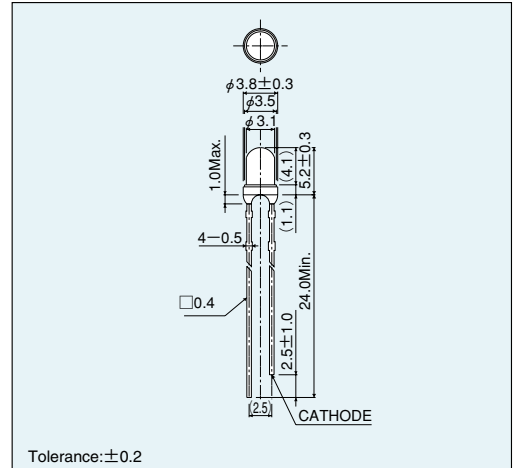
* I_{FP} measured under duty $\leq 1/5$, pulse width ≤ 1 ms.

Electrical Optical Characteristics (Ta=25°C)

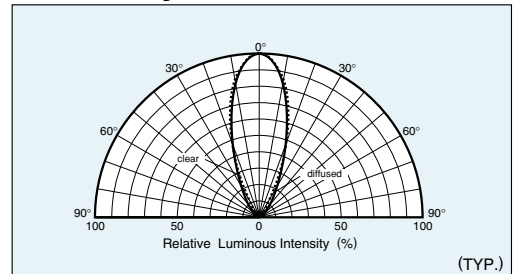
Part No.	Resin Color	Forward voltage V _F		Reverse current I _R		Light wavelength			Brightness I _v		
		Typ. (V)	I _F (mA)	Max. (μ A)	V _R (V)	Peak λ_p (nm)	Half-wave $\Delta\lambda$ (nm)	I _F (mA)	Min. (mcd)	Typ. (mcd)	I _F (mA)
SLR-342MC	Colored Clear	2.1	10	10	3	563	40	10	9.0	25	10
SLR-342MG	Colored Diffused										
SLR-342YC	Colored Clear										
SLR-342YY	Colored Diffused	2.0	10	10	3	585	40	10	9.0	25	10
SLR-342DC	Colored Clear										
SLR-342DU	Colored Diffused										
SLR-342VC	Colored Clear	2.0	10	10	3	610	40	10	9.0	25	10
SLR-342VR	Colored Diffused										

Note) SLR-342 series are available with forming taping style. For the bulk and straight taping style, we would recommend our SLR-343(LEDs with Pressure Release Structure)

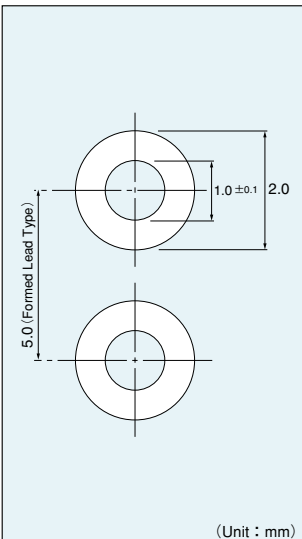
External Dimensions (Unit : mm)



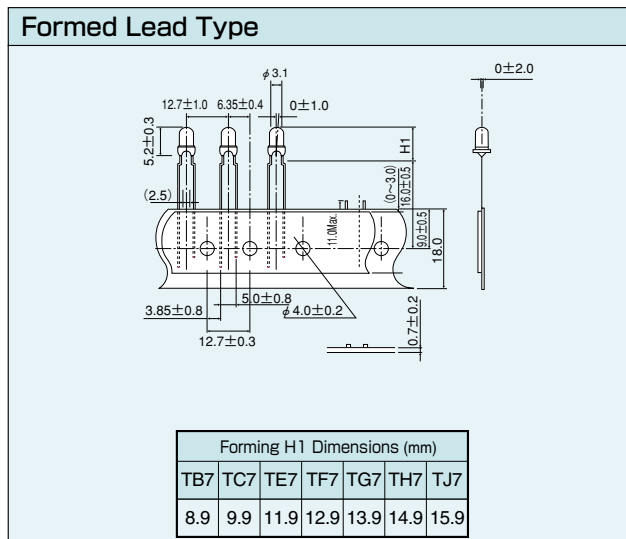
Directivity



Recommended Pad Layout

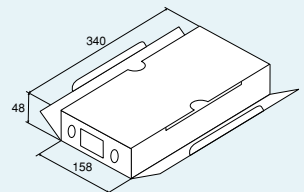


Packaging Specifications (Unit : mm)



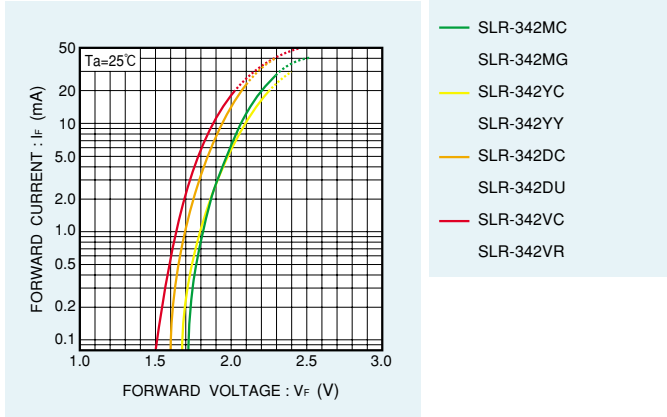
Packaging

Tape : 2000pcs/Box

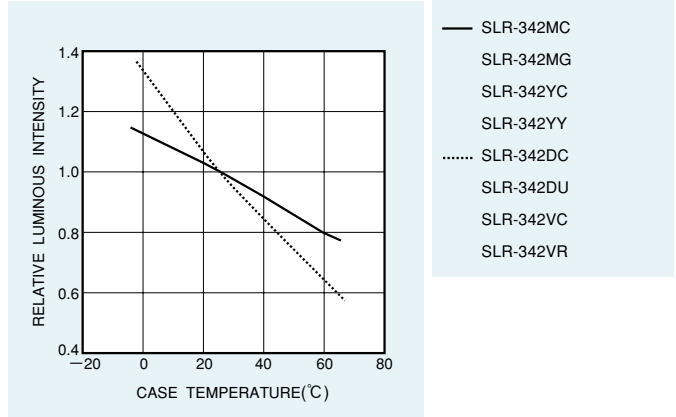


Electrical Characteristic Curves

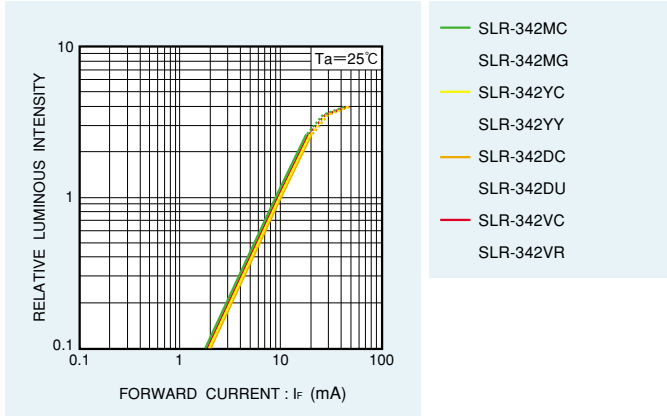
Forward Current - Forward Voltage



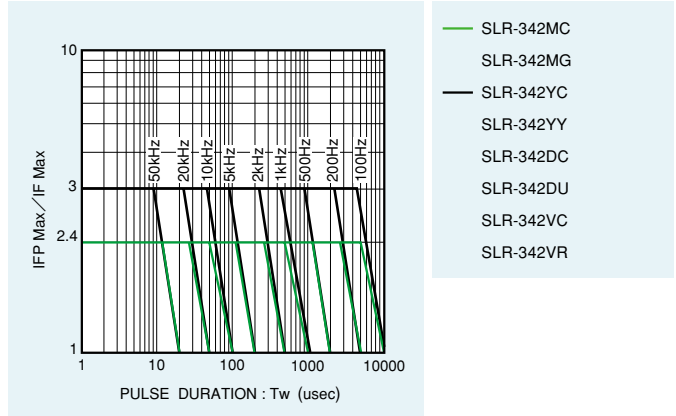
Relative Luminous Intensity - Case Temperature



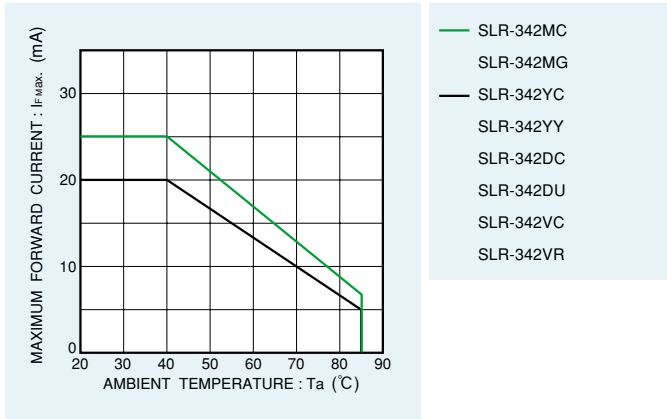
Relative Luminous Intensity - Forward Current



Ratio of Maximum Tolerable Peak Current - Pulse Duration

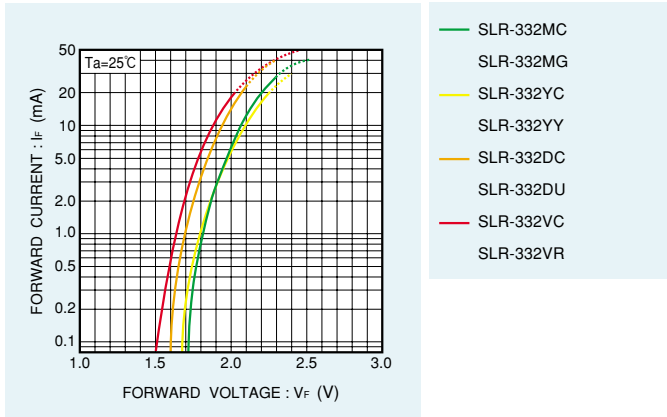


Derating

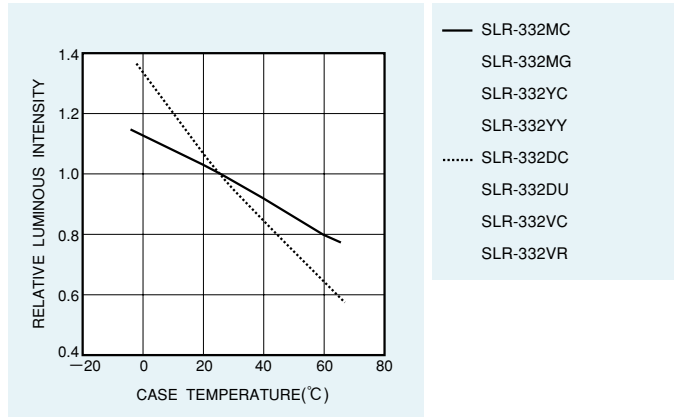


Electrical Characteristic Curves

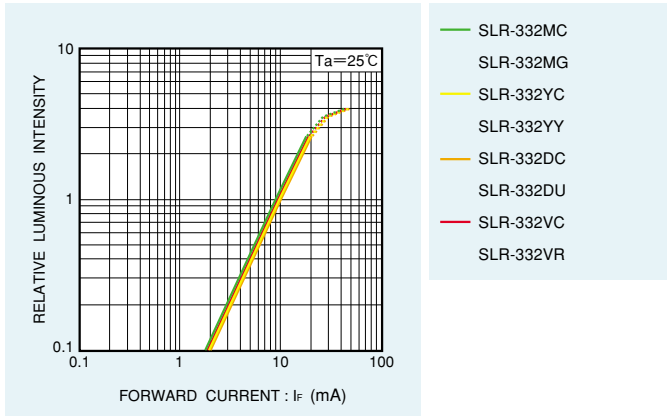
Forward Current - Forward Voltage



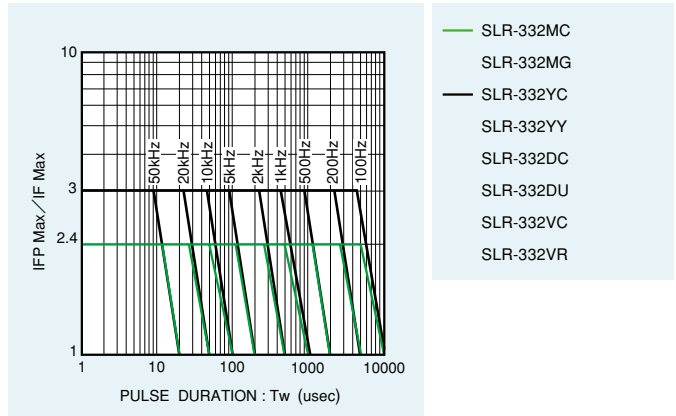
Relative Luminous Intensity - Case Temperature



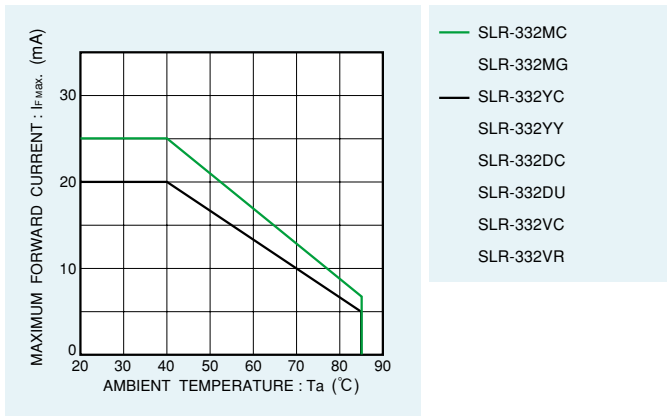
Relative Luminous Intensity - Forward Current



Ratio of Maximum Tolerable Peak Current - Pulse Duration

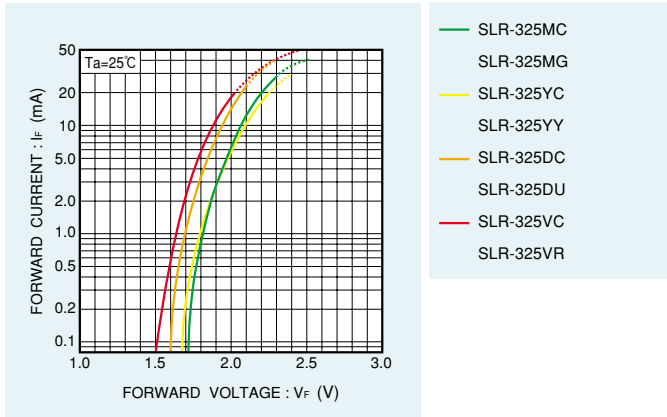


Derating

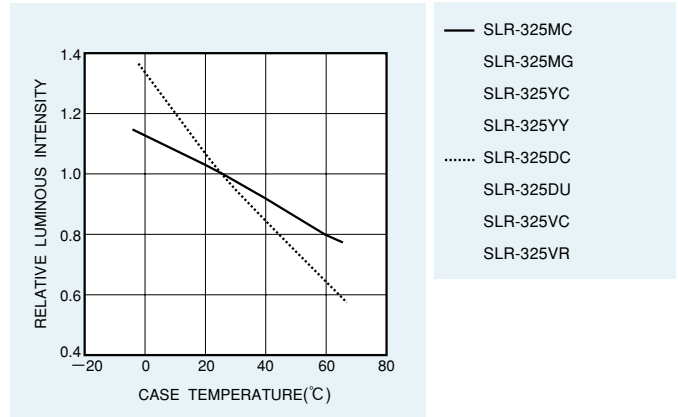


Electrical Characteristic Curves

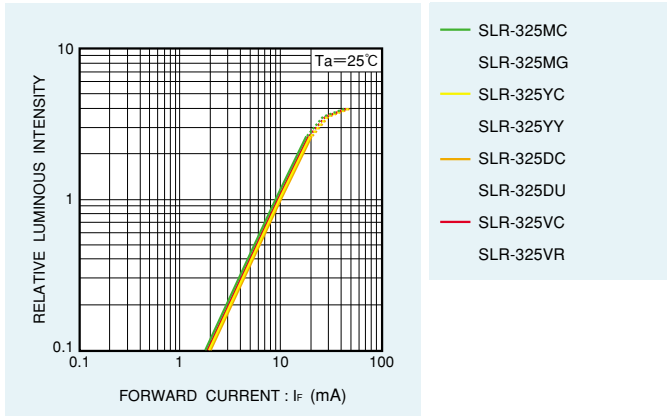
Forward Current - Forward Voltage



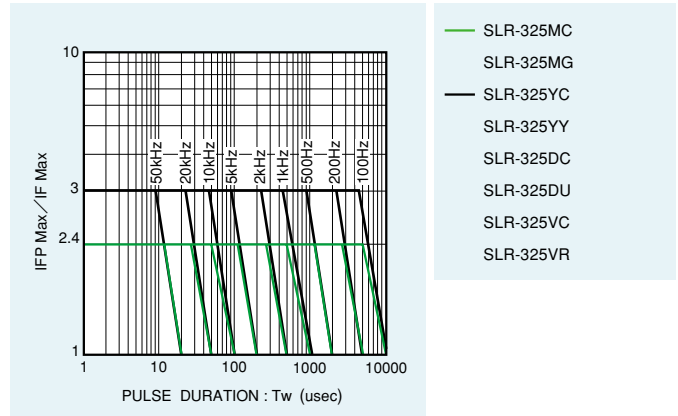
Relative Luminous Intensity - Case Temperature



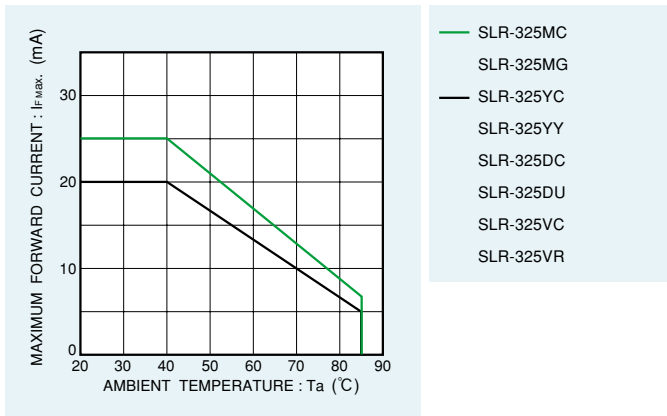
Relative Luminous Intensity - Forward Current



Ratio of Maximum Tolerable Peak Current - Pulse Duration

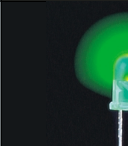


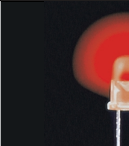


Derating



Standard Type $\phi 5.0$ Circular Type LED Lamps

SLR-56 Series

Shape	Emitting Surface Dimension (mm)	Green		Yellow		Orange		Red	
		GaP		GaAsP on GaP		GaAsP on GaP			
		563nm		585nm		610nm		650nm	
Circular Type	$\phi 5.0$								
		SLR-56MC	SLR-56MG	SLR-56YC	SLR-56YY	SLR-56DC	SLR-56DU	SLR-56VC	SLR-56VR

Absolute Maximum Ratings (Ta=25°C)

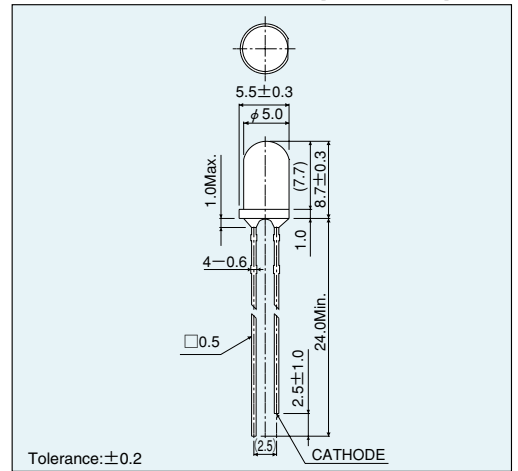
Part No.	Emitting color	Power dissipation Pd (mW)	Forward current IF (mA)	Peak forward current I _{FP} (mA)	Reverse voltage VR (V)	Operating temperature T _{opr} (°C)	Storage temperature T _{stg} (°C)
SLR-56MC	Green	75	25	60	3	-25 to +85	-30 to +100
SLR-56MG							
SLR-56YC	Yellow	60	20	60	3	-25 to +85	-30 to +100
SLR-56YY							
SLR-56DC	Orange	60	20	60	3	-25 to +85	-30 to +100
SLR-56DU							
SLR-56VC	Red	60	20	60	3	-25 to +85	-30 to +100
SLR-56VR							

* IF measured under duty $\leq 1/5$, pulse width ≤ 1 ms.

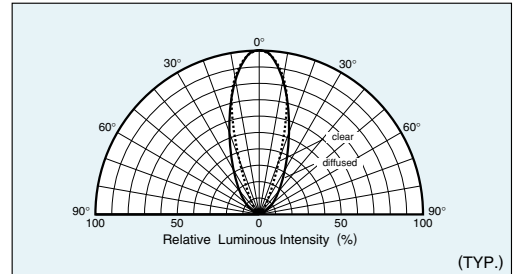
Electrical Optical Characteristics (Ta=25°C)

Part No.	Resin Color	Forward voltage VF		Reverse current IR		Light wavelength			Brightness Iv		
		Typ. (V)	IF (mA)	Max. (μ A)	VR (V)	Peak λ_p (nm)	Half-wave $\Delta\lambda$ (nm)	IF (mA)	Min. (mcd)	Typ. (mcd)	IF (mA)
SLR-56MC	Colored Clear	2.1	10	10	3	563		10	14	40	10
SLR-56MG	Colored Diffused								5.6	16	
SLR-56YC	Colored Clear	2.0	10	10	3	585		10	9.0	25	10
SLR-56YY	Colored Diffused								3.6	10	
SLR-56DC	Colored Clear	2.0	10	10	3	610		10	9.0	25	10
SLR-56DU	Colored Diffused								3.6	10	
SLR-56VC	Colored Clear	2.0	10	10	3	650		10	9.0	25	10
SLR-56VR	Colored Diffused								3.6	10	

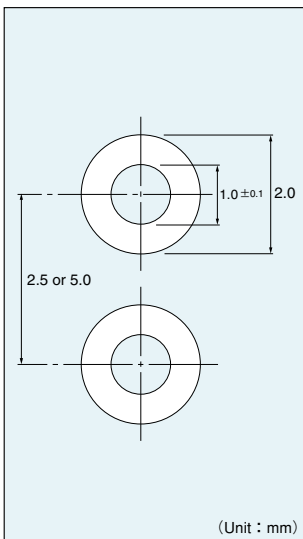
External Dimensions (Unit : mm)



Directivity



Recommended Pad Layout



Packaging Specifications (Unit : mm)

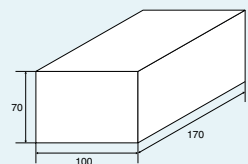
Straight Type : T32

Formed Lead Type

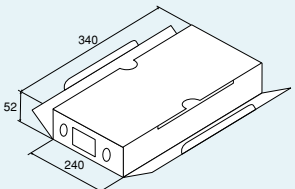
Forming H1 Dimensions (mm)		
TB7	TE7	TF7
12.4	15.4	16.4

Packaging

Bulk(3F) : 1000pcs/Box

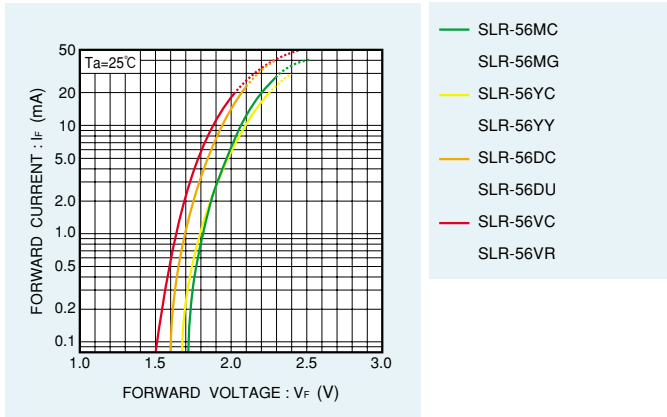


Tape : 2000pcs/Box

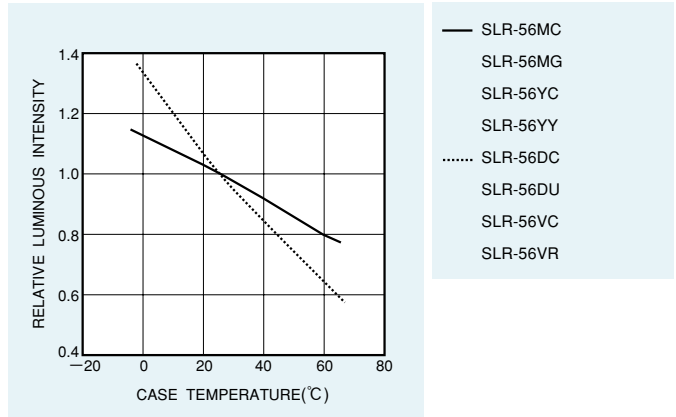


Electrical Characteristic Curves

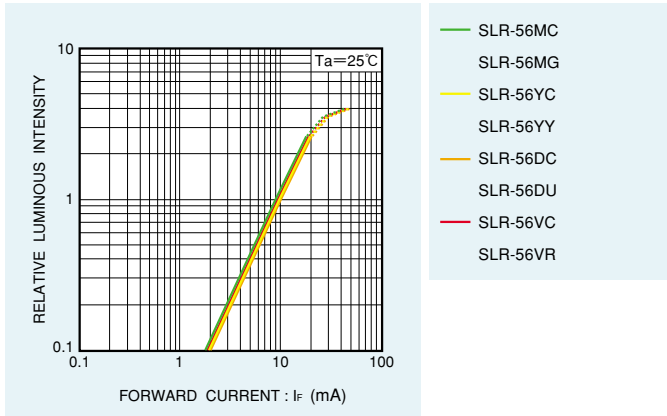
Forward Current - Forward Voltage



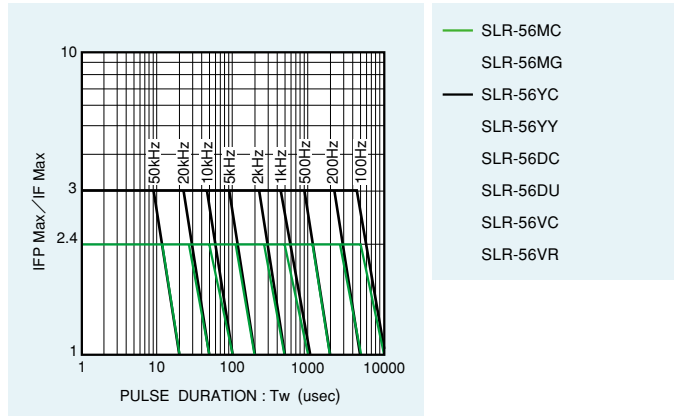
Relative Luminous Intensity - Case Temperature



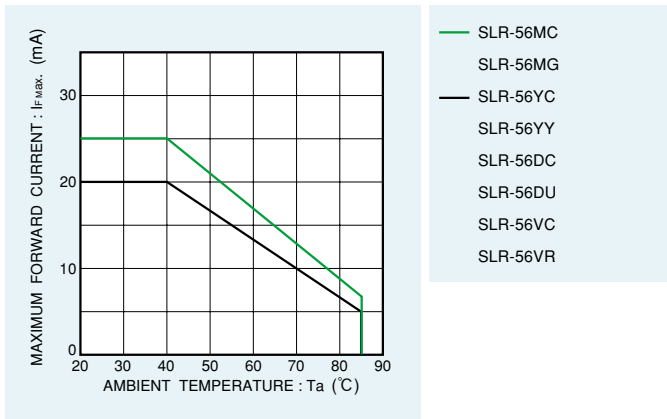
Relative Luminous Intensity - Forward Current



Ratio of Maximum Tolerable Peak Current - Pulse Duration

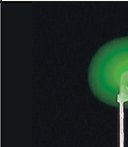

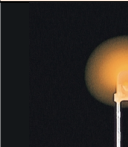



Derating



Standard Type $\phi 3.1$ Flat Disc Type LED Lamps

SLR-322 Series

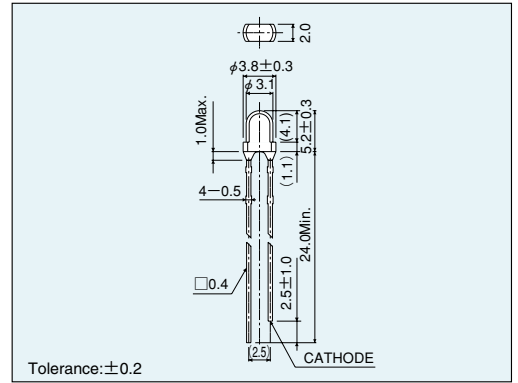
Shape	Emitting Surface Dimension (mm)	Green	Yellow	Orange	Red		
		GaP		GaAsP on GaP			
		563nm	585nm	610nm	650nm		
Flat Disc Type	$\phi 3.1$						
		SLR-322MC	SLR-322MG	SLR-322YC	SLR-322YY	SLR-322DC	SLR-322DU

Absolute Maximum Ratings (Ta=25°C)

Part No.	Emitting color	Power dissipation Pd (mW)	Forward current IF (mA)	Peak forward current I _{FP} (mA)	Reverse voltage VR (V)	Operating temperature T _{opr} (°C)	Storage temperature T _{stg} (°C)
SLR-322MC	Green	75	25	60	3	-25 to +85	-30 to +100
SLR-322MG							
SLR-322YC	Yellow	60	20	60	3	-25 to +85	-30 to +100
SLR-322YY							
SLR-322DC	Orange	60	20	60	3	-25 to +85	-30 to +100
SLR-322DU							
SLR-322VC	Red	60	20	60	3	-25 to +85	-30 to +100
SLR-322VR							

* I_{FP} measured under duty $\leq 1/5$, pulse width ≤ 1 ms.

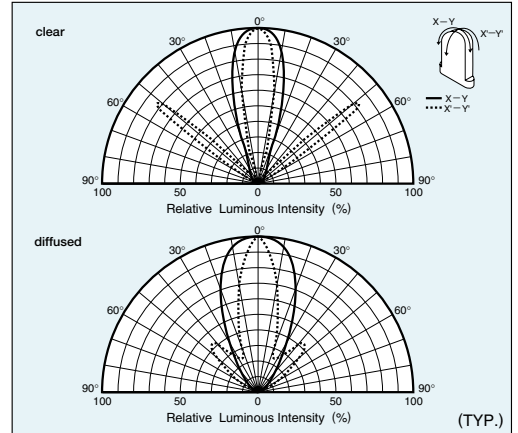
External Dimensions (Unit : mm)



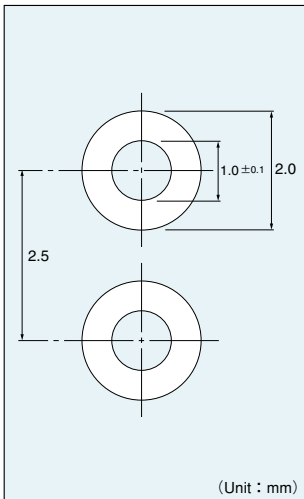
Electrical Optical Characteristics (Ta=25°C)

Part No.	Resin Color	Forward voltage VF		Reverse current IR		Light wavelength			Brightness Iv		
		Typ. (V)	IF (mA)	Max. (μA)	VR (V)	Peak λp (nm)	Half-wave Δλ		Min. (mcd)	Typ. (mcd)	IF (mA)
							Typ. (nm)	IF (mA)			
SLR-322MC	Colored Clear	2.1	10	10	3	563	40	10	9.0	25	10
SLR-322MG	Colored Diffused					563					
SLR-322YC	Colored Clear	2.0	10	10	3	585	40	10	5.6	16	10
SLR-322YY	Colored Diffused					585					
SLR-322DC	Colored Clear	2.0	10	10	3	610	40	10	2.2	6.3	10
SLR-322DU	Colored Diffused					610					
SLR-322VC	Colored Clear	2.0	10	10	3	650	40	10	5.6	16	10
SLR-322VR	Colored Diffused					650					

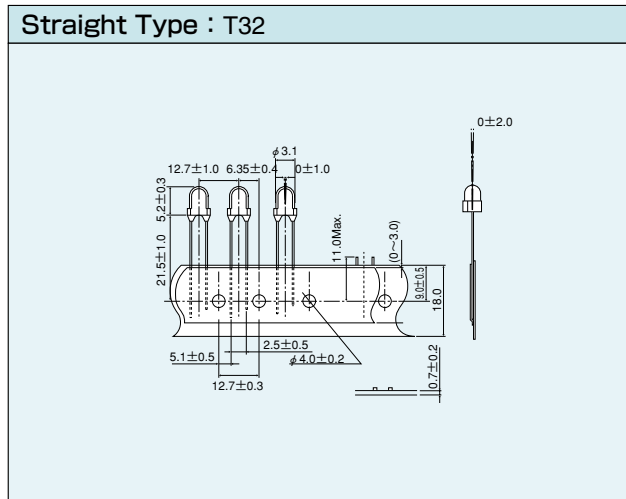
Directivity



Recommended Pad Layout

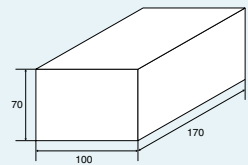


Packaging Specifications (Unit : mm)

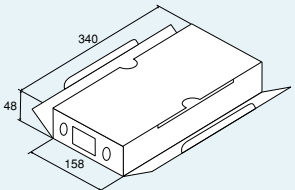


Packaging

Bulk(3F) : 2000pcs/Box

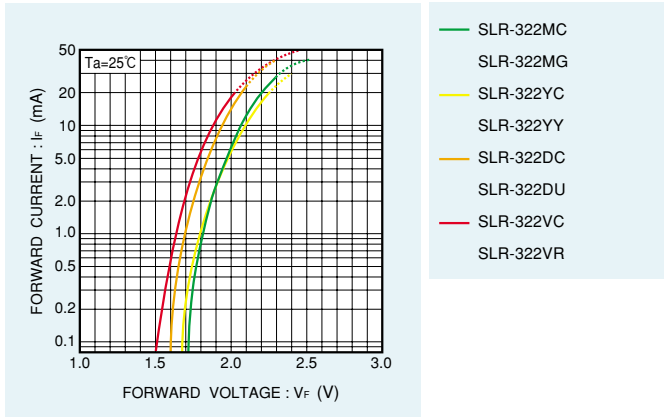


Tape : 2000pcs/Box

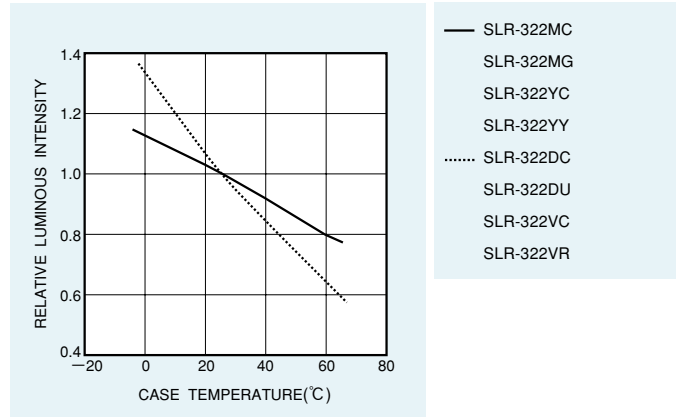


Electrical Characteristic Curves

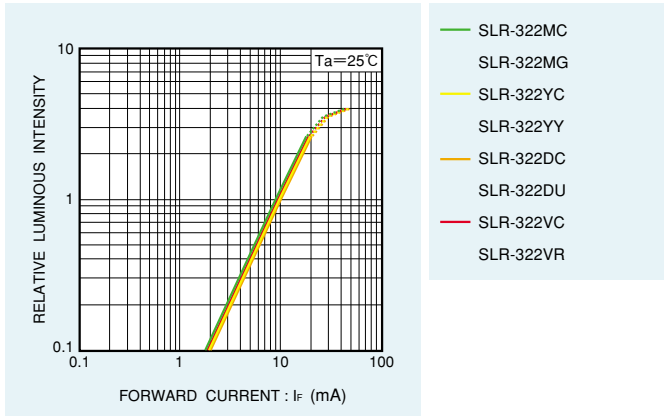
Forward Current - Forward Voltage



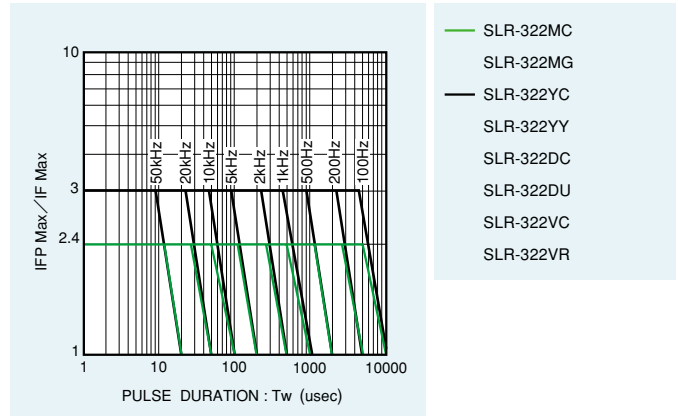
Relative Luminous Intensity - Case Temperature



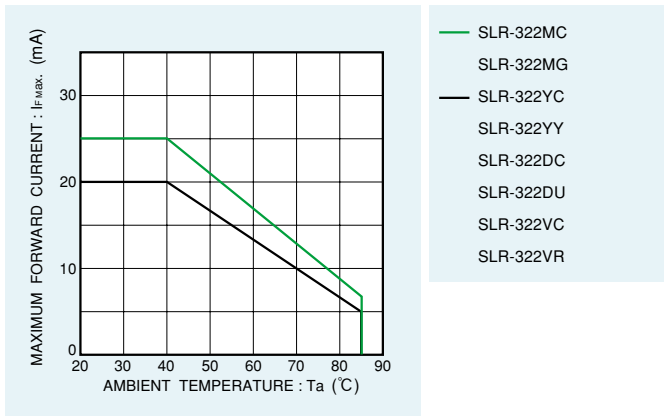
Relative Luminous Intensity - Forward Current



Ratio of Maximum Tolerable Peak Current - Pulse Duration







Derating



Standard Type $\phi 2.0$ Cylinder Type LED Lamps

SLC-22 Series

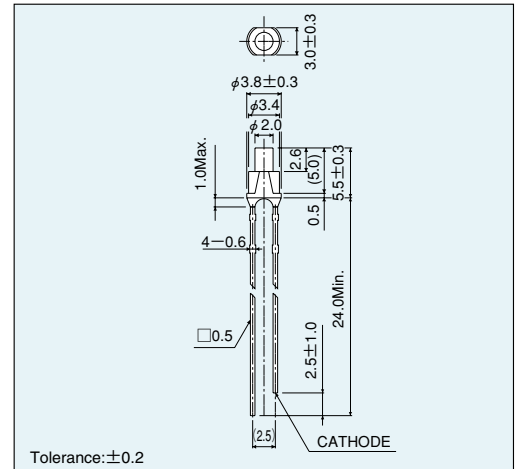
Shape	Emitting Surface Dimension (mm)	Green	Yellow	Orange	Red
		GaP		GaAsP on GaP	
		563nm	585nm	610nm	650nm
Cylinder Type	$\phi 2.0$				
		SLC-22MG	SLC-22YY	SLC-22DU	SLC-22VR

Absolute Maximum Ratings (Ta=25°C)

Part No.	Emitting color	Power dissipation Pd (mW)	Forward current IF (mA)	Peak forward current I _{FP} (mA)	Reverse voltage VR (V)	Operating temperature T _{opr} (°C)	Storage temperature T _{stg} (°C)
SLC-22MG	Green	75	25				
SLC-22YY	Yellow			60	3	-25 to +85	-30 to +100
SLC-22DU	Orange	60	20				
SLC-22VR	Red						

* I_{FP} measured under duty $\leq 1/5$, pulse width ≤ 1 ms.

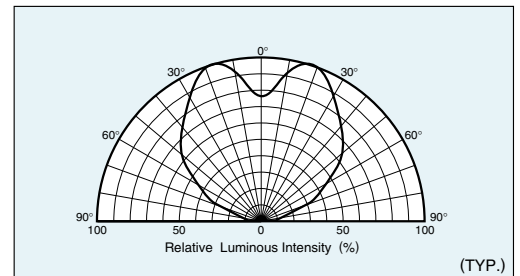
External Dimensions (Unit : mm)



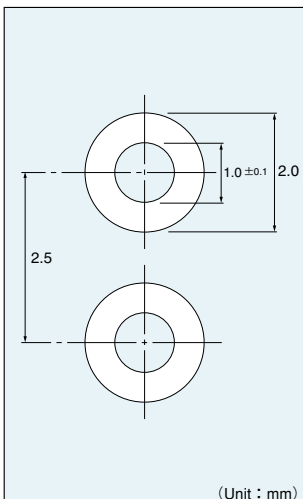
Electrical Optical Characteristics (Ta=25°C)

Part No.	Resin Color	Forward voltage VF		Reverse current IR		Light wavelength			Brightness Iv		
		Typ. (V)	IF (mA)	Max. (μA)	VR (V)	Peak λp Typ. (nm)	Half-wave Δλ Typ. (nm)	IF (mA)	Min. (mcd)	Typ. (mcd)	IF (mA)
SLC-22MG	Colored Diffused	2.1	10	10	3	563	40	10	0.9	2.5	10
SLC-22YY		585									
SLC-22DU		2.0	610	0.56	1.6						
SLC-22VR		2.0	650	0.9	2.5						

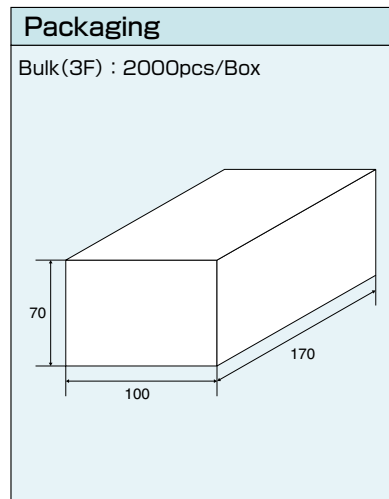
Directivity



Recommended Pad Layout

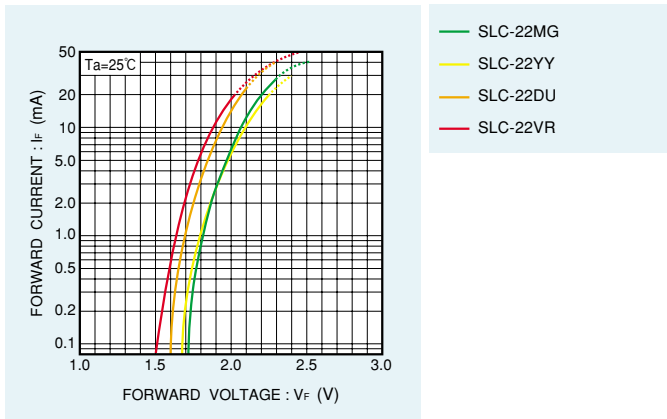


Packaging Specifications (Unit : mm)

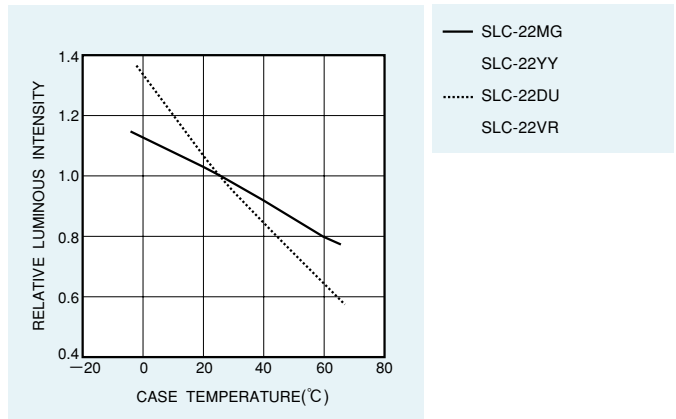


Electrical Characteristic Curves

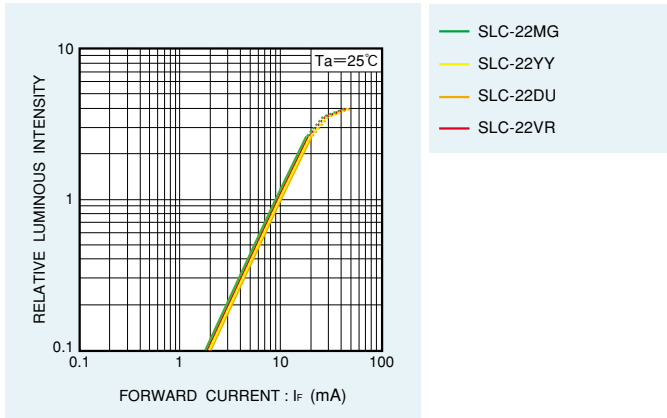
Forward Current - Forward Voltage



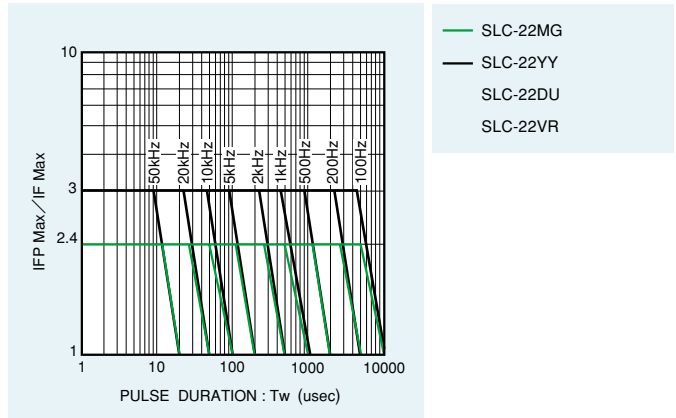
Relative Luminous Intensity - Case Temperature



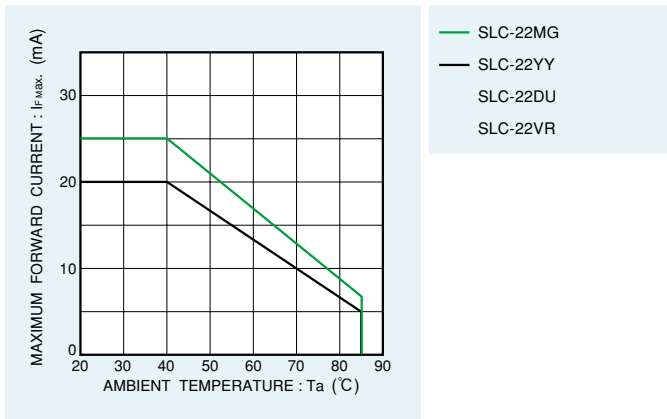
Relative Luminous Intensity - Forward Current



Ratio of Maximum Tolerable Peak Current - Pulse Duration







Derating



Standard Type Square Type LED Lamps

SLB-25 Series

Shape	Emitting Surface Dimension (mm)	Green	Yellow	Orange	Red
		GaP		GaAsP on GaP	
		563nm	585nm	610nm	650nm
Square Type	2×5				
		SLB-25MG	SLB-25YY	SLB-25DU	SLB-25VR

Absolute Maximum Ratings (Ta=25°C)

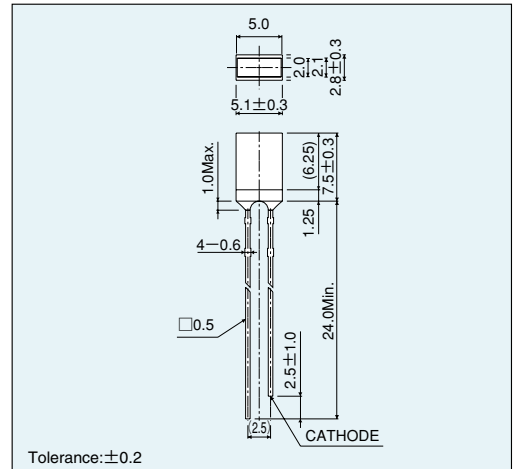
Part No.	Emitting color	Power dissipation P _D (mW)	Forward current I _F (mA)	Peak forward current I _{FP} (mA)	Reverse voltage V _R (V)	Operating temperature T _{opr} (°C)	Storage temperature T _{stg} (°C)
SLB-25MG	Green	75	25				
SLB-25YY	Yellow			60	3	-25 to +85	-30 to +100
SLB-25DU	Orange	60	20				
SLB-25VR	Red						

* I_{FP} measured under duty ≤ 1/5, pulse width ≤ 1ms.

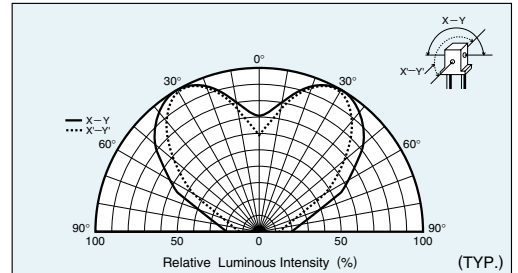
Electrical Optical Characteristics (Ta=25°C)

Part No.	Resin Color	Forward voltage V _F		Reverse current I _R		Light wavelength			Brightness I _v		
		Typ. (V)	I _F (mA)	Max. (μA)	V _R (V)	Peak λ _p Typ. (nm)	Half-wave Δλ Typ. (nm)	I _F (mA)	Min. (mcd)	Typ. (mcd)	I _F (mA)
SLB-25MG	Colored Diffused	2.1				563					
SLB-25YY		10	10	3	585	40	10	0.36	1.0	10	
SLB-25DU		2.0				610					
SLB-25VR						650					

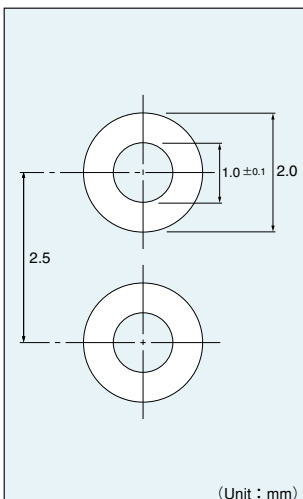
External Dimensions (Unit : mm)



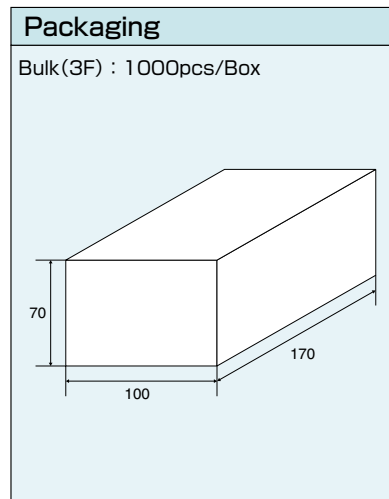
Directivity



Recommended Pad Layout

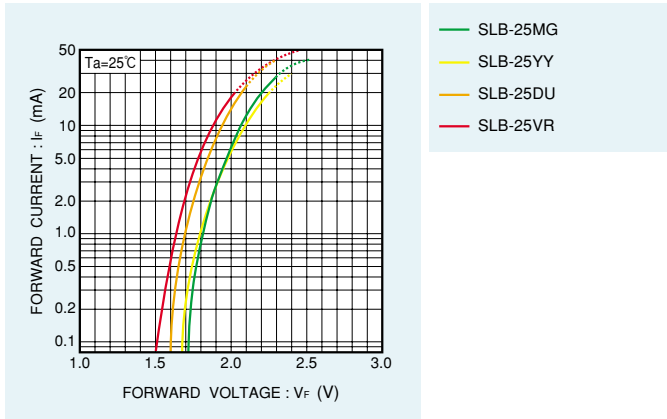


Packaging Specifications (Unit : mm)

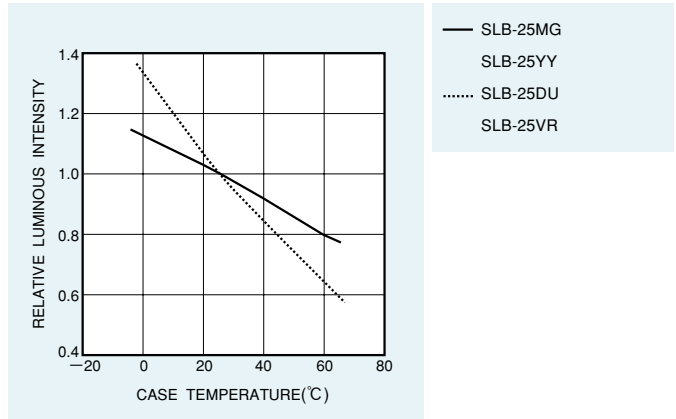


Electrical Characteristic Curves

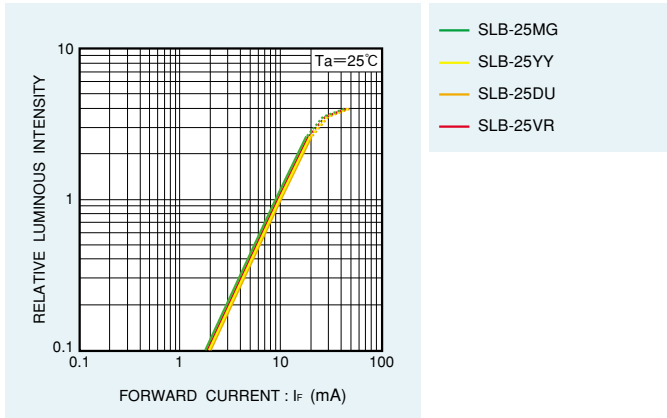
Forward Current - Forward Voltage



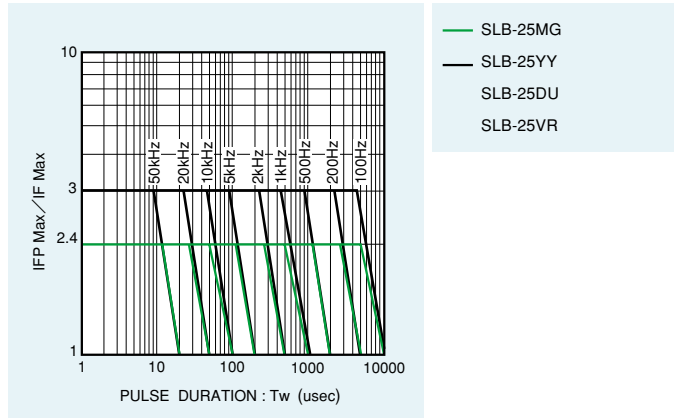
Relative Luminous Intensity - Case Temperature



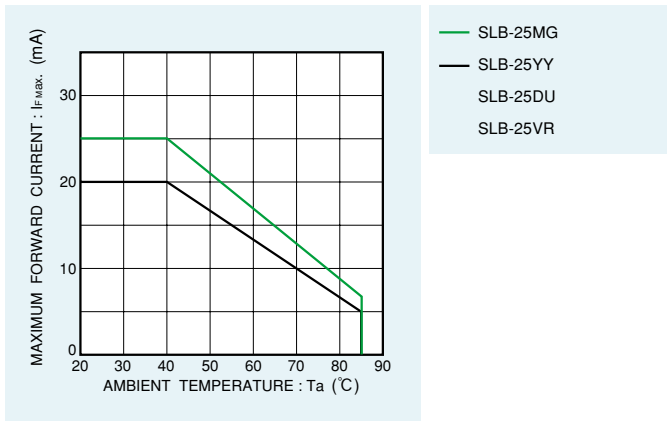
Relative Luminous Intensity - Forward Current



Ratio of Maximum Tolerable Peak Current - Pulse Duration



Derating



Notes

- No technical content pages of this document may be reproduced in any form or transmitted by any means without prior permission of ROHM CO.,LTD.
- The contents described herein are subject to change without notice. The specifications for the product described in this document are for reference only. Upon actual use, therefore, please request that specifications to be separately delivered.
- Application circuit diagrams and circuit constants contained herein are shown as examples of standard use and operation. Please pay careful attention to the peripheral conditions when designing circuits and deciding upon circuit constants in the set.
- Any data, including, but not limited to application circuit diagrams information, described herein are intended only as illustrations of such devices and not as the specifications for such devices. ROHM CO.,LTD. disclaims any warranty that any use of such devices shall be free from infringement of any third party's intellectual property rights or other proprietary rights, and further, assumes no liability of whatsoever nature in the event of any such infringement, or arising from or connected with or related to the use of such devices.
- Upon the sale of any such devices, other than for buyer's right to use such devices itself, resell or otherwise dispose of the same, no express or implied right or license to practice or commercially exploit any intellectual property rights or other proprietary rights owned or controlled by
- ROHM CO., LTD. is granted to any such buyer.
- Products listed in this document are no antiradiation design.

The products listed in this document are designed to be used with ordinary electronic equipment or devices (such as audio visual equipment, office-automation equipment, communications devices, electrical appliances and electronic toys).

Should you intend to use these products with equipment or devices which require an extremely high level of reliability and the malfunction of which would directly endanger human life (such as medical instruments, transportation equipment, aerospace machinery, nuclear-reactor controllers, fuel controllers and other safety devices), please be sure to consult with our sales representative in advance.

About Export Control Order in Japan

Products described herein are the objects of controlled goods in Annex 1 (Item 16) of Export Trade Control Order in Japan.

In case of export from Japan, please confirm if it applies to "objective" criteria or an "informed" (by MITI clause) on the basis of "catch all controls for Non-Proliferation of Weapons of Mass Destruction.